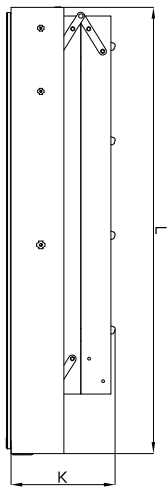
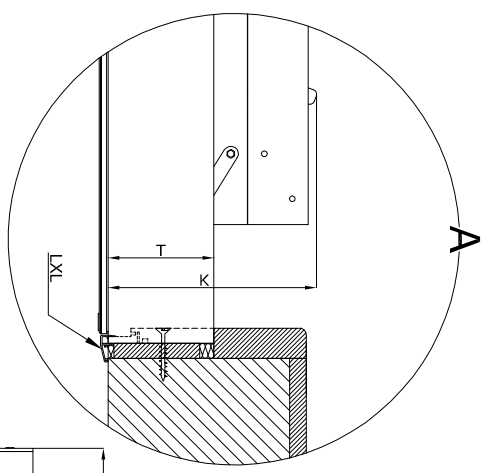


Warning! The present drawing is for informational-demonstrative purposes only and as such cannot constitute a basis for performance. All dimensions presented in this drawing should be verified on site. Because of the fact that the drawing is a schematic one, FAKRO shall not assume any responsibility for the actual installation quality. This drawing is FAKRO's property and cannot be published or used publicly without our written consent.

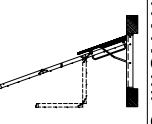


- 78-Spring
- 80-Tread
- 84-Thermo-insulated hatch
- 85-Ladder bracket
- 86-Hinge
- 88-Side bracket
- 90-LXH handrail
- 93-LXS stile end
- 94-Sliringer (ladder side element)

E	S	Z	G
Tread length [cm]	Tread width [cm]	Tread thickness [cm]	Distance between treads [cm]
34	8	2	25

Loft ladder dimensions						
H	A	B	K	R	C	T
Room height [cm]	Width ceiling opening dimensions [cm]	Height ceiling dimensions [cm]	Folded ladder height [cm]	Swing space [cm]	Distance after ladder unfolding [cm]	Box height [cm]
280	55	112	159	159	108	55x111,4
	60	112	159	159	108	58x111,4
	60	120	162	162	121	58x118,4
	60	130	162	162	121	58x128,4
	70	112	159	159	108	68x111,4
	70	120	162	162	121	68x118,4
	70	130	162	162	121	68x128,4
	70	140	162	162	121	68x138,4
	60	130	179	179	130	58x128,4
	60	140	179	179	130	58x138,4
305	70	130	179	179	130	68x128,4
	70	140	179	179	130	68x138,4

LWK KOMFORT



Technical drawing: The LWK KOMFORT 3-section Loft Ladder

FORMAT: A4

SCALE: 1:20/1:10

DATE: 05.2011